

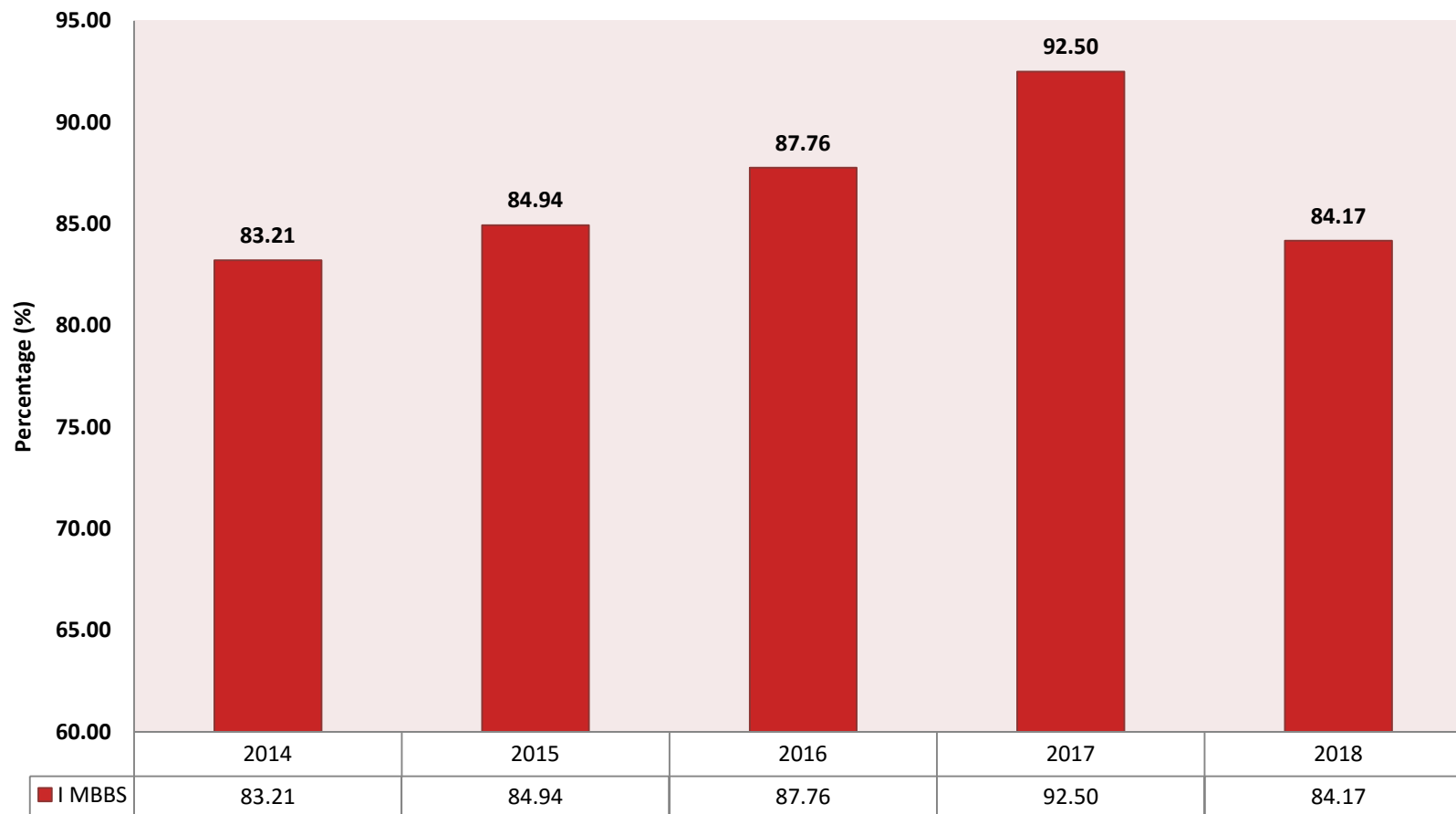
MBBS

| | Year 2017-2018 | | | | | |
|--------------------------------|------------------|--------|----|------------------|--------|----|
| | Supplementary | | | Regular | | |
| | Mar./Apr. - 2018 | | | Aug./Sep. - 2018 | | |
| | Appeared | Passed | % | Appeared | Passed | % |
| I MBBS | 31 | 25 | 81 | 240 | 202 | 84 |
| II MBBS | 265 | 216 | 82 | 62 | 44 | 71 |
| FINAL MBBS PART -I | 219 | 185 | 84 | 57 | 38 | 67 |
| FINAL MBBS PART -II | 154 | 103 | 67 | 66 | 39 | 59 |

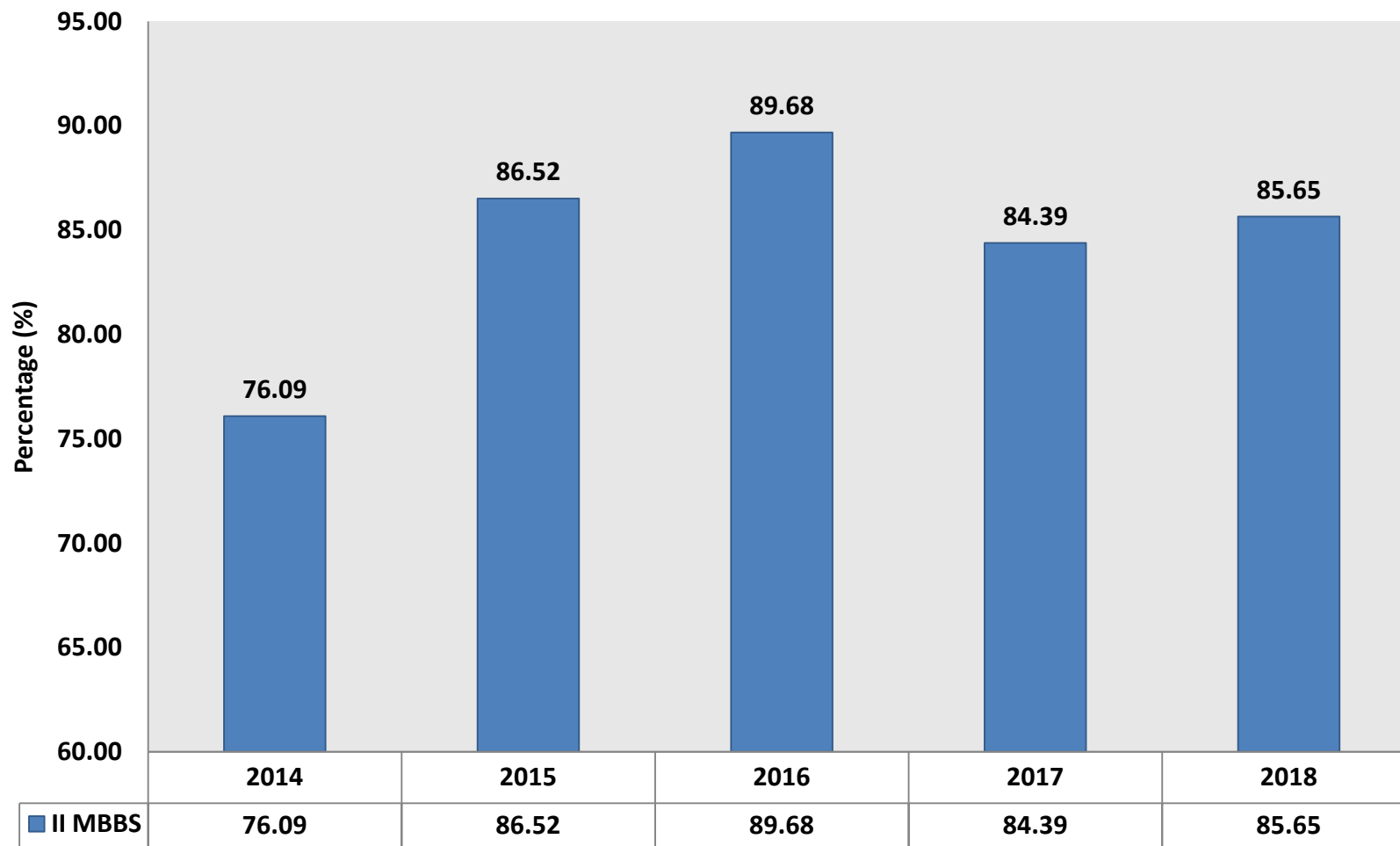
MBBS RESULTS ANALYSIS FROM 2014 TO 2018

| YEAR | I MBBS | II MBBS | PART-I | PART-II |
|-------------|---------------|----------------|---------------|----------------|
| 2014 | 83.21 | 76.09 | 96.26 | 89.34 |
| 2015 | 84.94 | 86.52 | 83.61 | 94.34 |
| 2016 | 87.76 | 89.68 | 78.42 | 88.10 |
| 2017 | 92.50 | 84.39 | 93.13 | 64.86 |
| 2018 | 84.17 | 85.65 | 87.32 | 78.40 |

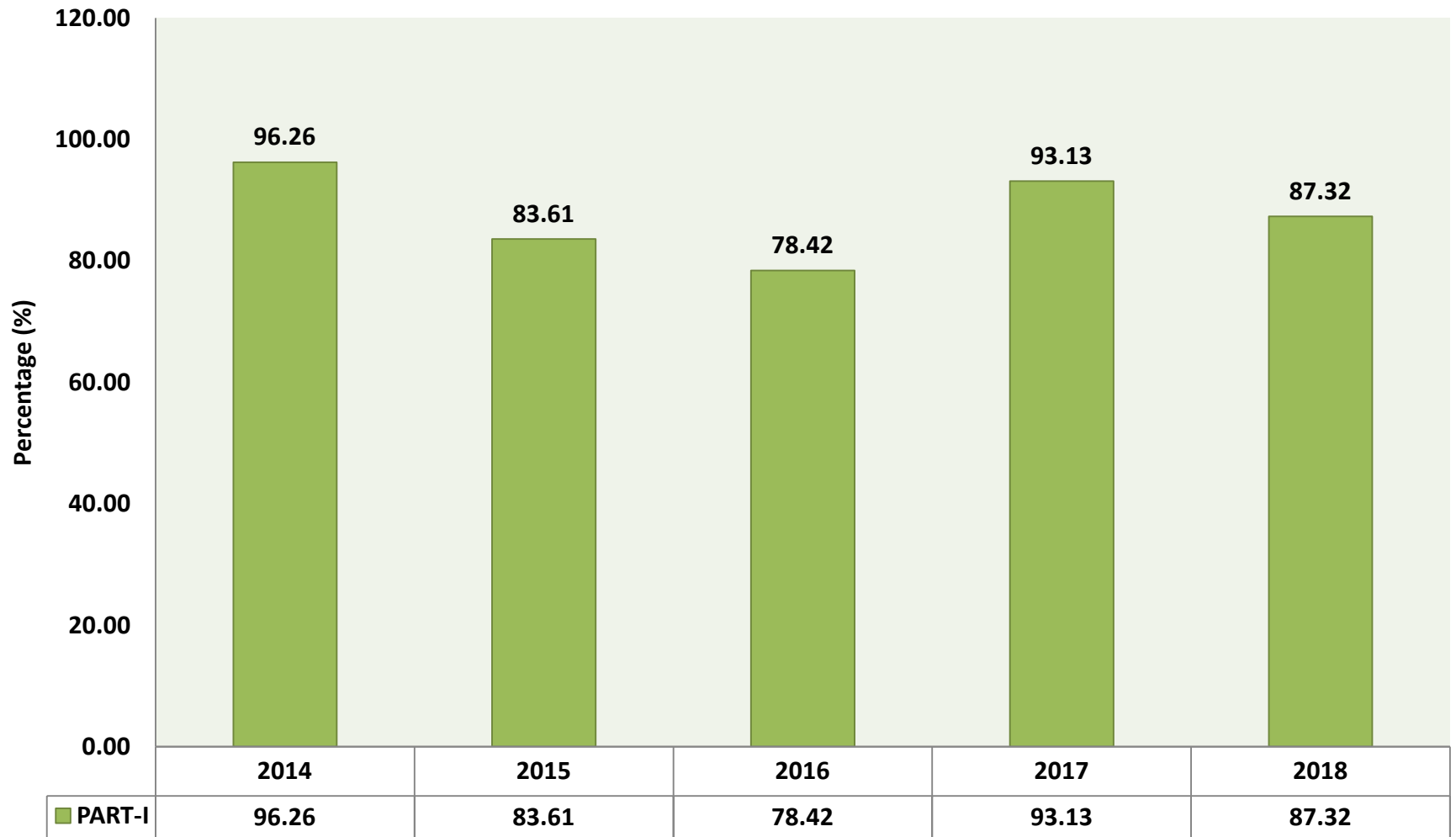
Comparison of Pass Percentages of I MBBS for last five years (2014-2018)



Comparison of Pass Percentages of II MBBS for last five years (2014-2018)



Comparison of Pass Percentages of FINAL MBBS PART-I for last five years (2014-2018)



Comparison of Pass Percentages of FINAL MBBS PART-II for last five years (2014-2018)

